

การเพิ่มมูลค่าของข้าวโดยการแปรรูปเป็นข้าวแดง

Increasing the Value of Rice by Transformation into Red Yeast Rice

รุ่งลักษณ์ ประทุมชัย,¹ วรนันต์ นาคบรรพต,² Majeti Narasimha Vara PRASAD³

Rungluksamee Pratoomchai,¹ Woranan Nakbanpote,² Majeti Narasimha Vara PRASAD³

Received: 5 February 2015 ; Accepted: 15 May 2015

บทคัดย่อ

ข้าวแดงเป็นข้าวที่เกิดจากการหมักโดยเชื้อราโมแนสคัส ผลิตภัณฑ์ข้าวแดงสามารถใช้เป็นวัตถุเจือปนอาหาร สารสี และยาที่มีคุณภาพ จากรายงานวิจัยที่ผ่านมาพบว่าข้าวแดง มีสารเมแทบอไลต์หลายชนิด เช่นสารสีโมแนสคัส (แดง เหลือง และส้ม) และกลุ่มสารออกฤทธิ์ทางชีวภาพ โดยเฉพาะอย่างยิ่ง สารโมนาโคลิน เค สารแกมมาอะมิโนบิวทิริกแอซิด (กาบา) และสารซิตรีนิน เป็นต้น ปริมาณของสารสีและสารออกฤทธิ์ทางชีวภาพ จะมีปริมาณมากหรือน้อยขึ้นอยู่กับสายพันธุ์ของเชื้อรา สภาพที่เหมาะสมในการหมัก เป็นต้น ดังนั้นการแปรรูปข้าวและปลายข้าวเป็นข้าวแดงสามารถเพิ่มมูลค่าของข้าวซึ่งเป็นผลผลิตหลักทางการเกษตรของประเทศไทย อย่างไรก็ตามผลิตภัณฑ์ข้าวแดงต้องมีคุณภาพโดยเฉพาะอย่างยิ่งปริมาณซิตรีนินเพื่อความปลอดภัยของผู้บริโภค

คำสำคัญ: โมแนสคัส โมนาโคลิน เค แกมมาอะมิโนบิวทิริกแอซิด ซิตรีนิน

Abstract

Red yeast rice (RYR) is rice fermented with *Monascus*. RYR products can be used as food additives, coloring materials, and dietary supplements. Many researchers have reported valuable metabolites in RYR, such as *Monascus* pigments (red, yellow, and orange) and other bioactive metabolites, especially monacolin K, γ -aminobutyric acid (GABA), and citrinin, etc. The quantities of *Monascus* pigments and bioactive metabolites are dependent on the species of mold and optimum culture condition. Rice is a major agricultural product of Thailand. Transformation of whole rice and broken rice into RYR will provide added value to the rice. However, the quality of RYR products must be controlled, especially citrinin content, for consumer health protection.

Keywords: *Monascus*, monacolin K, γ -aminobutyric acid, citrinin

Introduction

Red Yeast Rice (RYR) is the fermented product of ordinary rice (*Oryza sativa*) with red mold (*Monascus* spp.). Red yeast rice is also called ang-kak, anka, hung-chu, hon-chi, and hong-qu in Chinese and Taiwan, hong-gug in Korean, red koji, benikoji, and akakoji in Japanese, and so on.¹ It has a long history as a flavoring, coloring and

preservative in food and a folk medicine in many Asian countries. The RYR product is referred to by different names according to the local languages. Metabolites of RYR are classified on two bases, including *Monascus* azaphilone pigments (red, yellow, and orange) and other bioactive metabolites, especially monacolin K, γ -aminobutyric acid (GABA), and citrinin (Figure 1).¹⁻⁵ The chemical

¹ นิสิตปริญญาโท, ²ผู้ช่วยศาสตราจารย์, ภาควิชาชีววิทยา คณะวิทยาศาสตร์, มหาวิทยาลัยมหาสารคาม อำเภอกันทรวิชัย จังหวัดมหาสารคาม 44150,

³ Professor, Department of Plant Science, University of Hyderabad, Hyderabad, 500 046 [A.P] India.

¹ Master student, ²Assistant Professor, Department of Biology, Faculty of Science, Mahasarakham University, MahaSarakhm, 44150 Thailand,

³ Professor, Department of Plant Science, University of Hyderabad, Hyderabad, 500 046 [A.P] India.

* Corresponding author. E-mail: woranan.n @msu.ac.th.

structures of the main bioactive metabolites are shown in Figure 2. Application of RYR has been shown in foodstuffs, beverages, anti-microbial and human health supporting agents, and miscellaneous industries, e.g. textile industries, cosmetic, and pulp, etc.⁶

Monacolin K is a hypocholestromic agent that competitively inhibits the rat-limiting enzyme 3-hydroxy-3-methyl glutaryl coenzyme A (HMG-CoA) reductase, which catalyzes the reduction of HMG-CoA to mevalonate during cholesterol biosynthesis.^{7,8} GABA is an amino acid transmitter that is present in the inhibitory neurons of the central nervous system. GABA has several antihypertensive and diabetic hyperglycemia prevention activities.⁴ Therefore, food products with RYR extract added are claimed to have nutritional and pharmacological benefits. Nitrite and nitrate have been used in the preparation of cured meats for the purposes of anti-bacterial agent and antioxidant. Nitrite is reduced to nitric oxide and reacts with myoglobin to produce nitric oxide myoglobin, which contributes to the characteristic pink cured meat color. Nitrite can also be applied to preserve a desirable meaty flavor. The levels of nitrite and nitrate used in meat curing has arisen because of the possibility of nitrosamine, which is a carcinogen. The residual nitrate and nitrite in fermented meats may form *N*-nitrosamines in the gastrointestinal tract.⁹ Therefore, the color enhancement and antioxidative properties make RYR a potent candidate to be applied in meat products. Figure 3 shows the addition of RYR powder in Thai traditional fermented pork (Nham) and northeastern style Thai sausage.¹⁰

Red yeast rice production

Rice is an important crop. Although Asia is the major rice producer and largest exporter of rice in the world, the price of rice in each year varies. The price of whole rice and broken rice is 30-35 baht (0.9-1.1 \$) per kilogram and 10-15 baht (0.3-0.5 \$) per kilogram, respectively. Whereas, RYR has a high price of 300-350 baht (9.4-10.9 \$) per kilogram, which depends upon its

quality. Therefore, whole rice and broken rice could be served as the sustainable raw material for value-added products through fermentation with *Monascus* molds.

Monascus pigments are produced on commercial scales by many *Monascus* species, especially *M. anka*, *M. kaoliang*, *M. pilosus*, *M. purpureus*, and *M. ruber*. The genes responsible for citrinin synthesis (*pkcCT*, *ctnA*, and *orf3*) are absent or significantly different in *M. pilosus* and *M. ruber*. The highly conserved *citrinin* gene cluster is in *M. kaoliang* and *M. purpureus*. *Monascus* strains for pigment production could be achieved by genetic engineering and metabolic engineering.^{6,11}

RYR products have numerous bioactive metabolites and are completely safe when they are produced under optimal nutritional and environmental conditions to reduce the citrinin contamination (Table 1). Rice for RYR production should have a high content of amylose and low amylopectin. In solid state culture, bioactive compounds are released into rice grains. Figure 4 shows the changing color during solid state fermentation of broken rice at room temperature (30±2°C) for eight days.¹⁰ The RYR could be achieved by the following fermentation steps: the rice is rinsed and soaked in water, drained, steamed, sterilized, fermented, and dried. The optimal cultivation temperature is in the range of 25-30°C for growth and pigment production for most species, while temperatures above 35°C inhibit monacolins production.⁶ As for the initial pH, the ideal range for pigment production is 4.0-7.0. Metal ions, especially Zn²⁺ and Mg²⁺, greatly affect growth and pigment production of *Monascus* spp.¹ Good aeration provides a good yield of pigment and low citrinin production. *Monascus* spp. generally produce the maximum pigments in darkness and the minimum ones in white light.^{1,6} Nitrogen sources, such as amino acids and ammonium salts, are used for good pigment yields, amino acids could be added to the fermentation processes as a precursor for various pigment colors depending on the content ratios of yellow, orange, and red.²

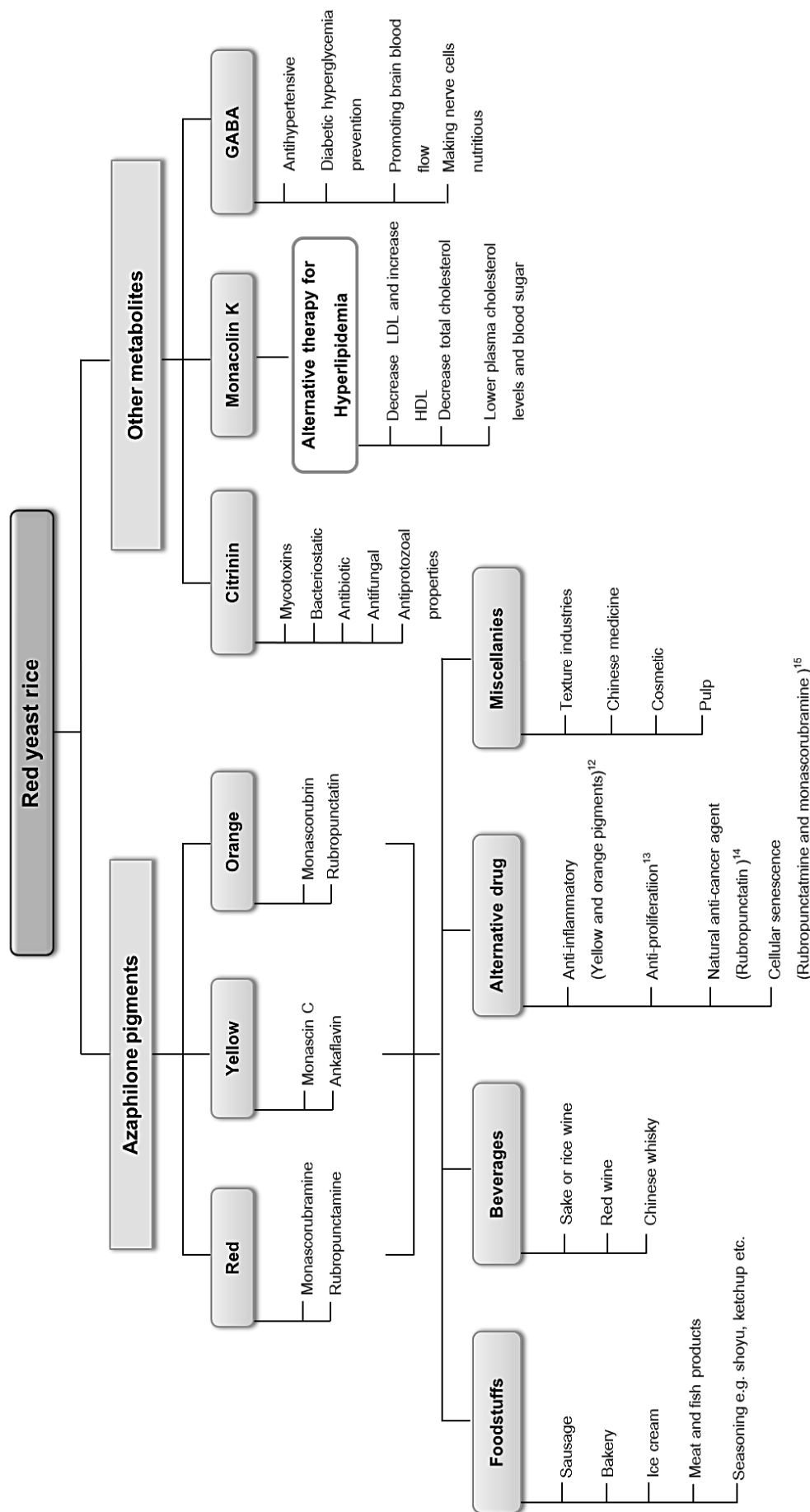


Figure 1 Secondary metabolites of red yeast rice (RYR) are classified on two bases including main pigmented metabolite (red, yellow, and orange) and other bioactive metabolites, especially monacolin K, Azaphilones, g-aminobutyric acid (GABA), and citrinin. Applications of RYR are in foodstuffs, beverages, anti-microbial and human health supporting agents, and miscellaneous industries.^{1-5, 12-15}

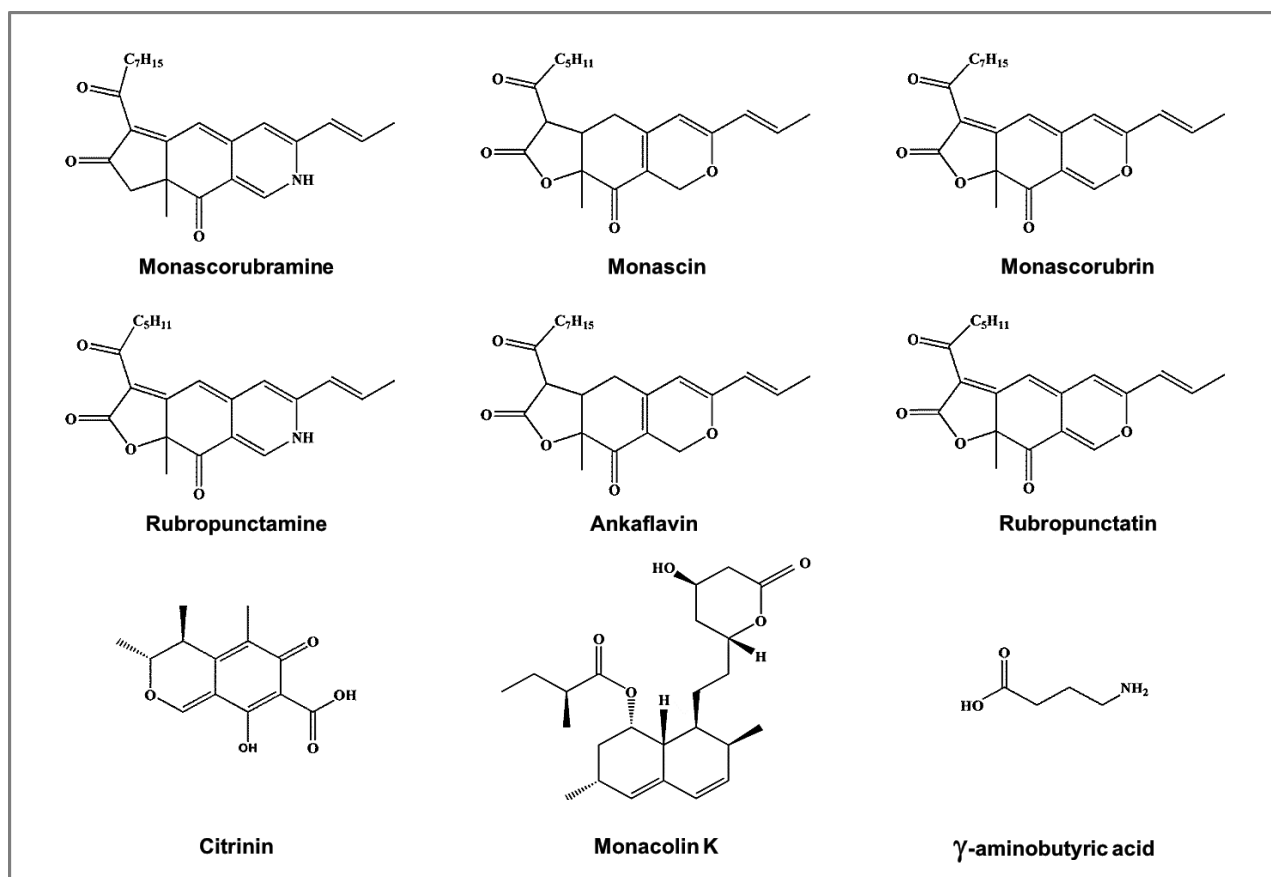


Figure 2 Chemical structure of main bioactive metabolites in red yeast rice, pigmented metabolite (red, yellow, and orange), monacolin K, Azaphilones, γ -aminobutyric acid (GABA), and citrinin.²⁻⁵



Figure 3 *Monascus* sp. on red yeast rice (RZR) (a), powder of RZR for food coloring (b), adding RZR powder in pork (c), comparison of color between meat and meat products with RZR (right) and without RZR (left) of (d) Thai traditional fermented pork (Nham), and (e) northeastern style Thai sausage.¹⁰




Figure 4 Color Change of red yeast rice during solid state fermentation of broken rice at room temperature ($30\pm 2^{\circ}\text{C}$) for eight days.¹⁰

Table 1. Optimum conditions for fermented cultures in red yeast rice production.

Organism	Conditions	Product Qualities	References
<i>M. purpureus</i> ATCC 16392	Fermentation condition: 30°C for 10 days, water content 55%, aeration 20-30 ml/min	Monascin 2.93 mg/g	16
	Drying process: 60°C	Rubropunctatin 7.18 mg/g	
		Ankafloin 1.18 mg/g	
		Monascorubrin 8.28 mg/g	
<i>M. purpureus</i>	Fermentation condition: 30°C for 14 days, rice bran 5%	Lovastratin (mevinolin and monacolin K) 102 mg/kg	17
	Drying process: 70°C	Red pigment (OD 500 nm) 3.574 AU	
<i>Monascus</i> sp. LPB 31	Fermentation condition: 32°C for 12 days, water content 53%, aeration 1 ml of air/g min (drum rotary fermenter)	Red pigment (OD 500 nm) 500 AU/g dry fermentate	11
	Drying process: 40°C		
Coculture:	Fermentation condition: 29.46°C, pH 6.03 for 13.89 days,	Lovastratin (mevinolin and monacolin K) 2.80 mg/g	18
<i>M. purpureus</i> MTCC 369 and <i>M. ruber</i> MTCC 1880	water content 55%, aeration 20-30 ml/min Drying process: 60°C		
<i>Monascus</i> spp. M12-69 (mutant strain)	Fermentation condition: 25°C for 16 days, water content 55-75%	Monacolin K 2.52 mg/g	19
	Drying process: 50°C	Citrinin 0.13 ng/g	
<i>M. purpureus</i> HD001	Fermentation condition 30 °C for 14 days	Monacolin K 7,000 mg/g	20
	Drying process: 50 °C		
<i>M. pilosus</i>	Fermentation condition 25±1 °C for 8 weeks (mixing with 40% (w/w) of chopped garlic)	Total phenolic 164.3±5.8 mg GAE/100 g	21
	Drying process: 60 °C	Total flavonoids 507.1±17.0 mg CE/100 g	

Note: AU = atomic unit, mg = milligram, g = gram, ml = milliliter, mg = microgram, kg = kilogram, mg GAE = milligram gallic acid equivalent, mg CE = milligram catechin equivalent

Table 1. Continued

Organism	Conditions	Product Qualities	References
<i>M. purpureus</i> CMU001	Fermentation condition: 30°C for 2 and 3 weeks Drying process: 65°C for 6 h (Substrate: <i>Oryza sativa</i> L. cv. RD6)	Monascin K 33.79 mg/g Compactin 21.98 mg/g	22
<i>Monascus</i> sp. KB9	Fermentation condition: 30°C for 15 days, moisture content of rice 38% (w/w) Drying process: 50°C	Monacolin K 13,536.61 mg/kg Glucosylase 189,685.66 Unit/g Glucosamine 4.438 mg/g Red pigment (OD 400 nm) 3,571.97 Unit/g (OD 500 nm) 2,697.71 Unit/g	23
<i>M. purpureus</i> (ATCC 16365, BCC 6131, DMKU, FTCMU) and <i>M. ruber</i> (TISTR 3006)	Fermentation condition: 32-35°C for 28 days, Drying process: 55°C for 3 days	Citrinin 0.26 mg/l Monacolin K 25.03 mg/l Red pigment (OD 500 nm) 3.43 AU	24
The wild type (<i>M. kaoliang</i> KB9)	Fermentation condition: 28-30°C for 5 weeks, humidity 64% Drying process: -	Anti-cholesterol agent 17,892 mg/kg Red pigment (OD 400 nm) 4,834 Unit/g (OD 500 nm) 4,640 Unit/g	25
<i>M. purpureus</i> TISTR 3514	Fermentation condition: 30°C for 15 days, moisture content 40-42% Drying process: 50°C	Monacolin k 5,900 mg/kg Citrinin 0.26 mg/kg Yellower pigment 1,700 Unit/g	26

See previous page of Table 1

Standard and Regulation on Red Yeast Rice

The Food and Drug Administration (FDA) issued a consumer warning to avoid RYR products because many of these products may contain citrinin.²⁷ Citrinin is a nephrotoxic in animals with a reported median lethal dose (LD_{50}) of 35 mg/kg.²⁸ Citrinin in food colorants has been shown to be mutagenic at concentrations between 0.2 and 1.7 $\mu\text{g/g}$.²⁹ Therefore, its concentration in supplements should be minimal. In Japan, the maximum allowed level of citrinin in RYR is 200 mg/kg.²⁷ In Taiwan, the regulatory limits of citrinin in RYR (raw material) and *Monascus* products are 5 mg/kg and 2 mg/kg, respectively.³⁰ The Chinese national standard (GB 4926-2008) for red kojic rice (powder) was enacted in 2008. This standard requested specific qualities from three aspects (sensory requirements, physicochemical indexes, and health requirements). However, this standard did not mention the limit index for citrinin, although it made a strict requirement on aflatoxin B1 (5 mg/kg).³¹ RYR is classified by the Food and Drug Administration (FDA), Thailand as a red food coloring from a natural product, and regulation of citrinin in food products is controlled by legal food control operation. The regulation of the European Community (EC) No. 1881/2006, regards maximum levels as 2000 mg/kg of contaminant citrinin in food supplements based on rice fermented with red yeast *M. purpureus*.³² Sensory evaluation of Thai traditional fermented pork sausage (Nham)³³, northeastern style Thai sausage¹⁰, smoked sausage, and Chinese sausage^{34,35} that had RYR added as a substitute for nitrite and nitrate indicated that panelists favored the RYR colored meat product. However, applying high RYR levels in products resulted in a darker red. In addition, high RYR may result in citrinin contamination in the food product³².

For citrinin to be analyzed in contaminated samples, it must be extracted and cleaned-up prior to thin-layer chromatography (TLC), high-performance liquid chromatography (HPLC), gas chromatography (GC), or immunoassay if reliable results are to be obtained.⁵ In addition, monacolin K degrades during storage due to the temperature, water activity (a_w) or moisture content, sunlight, and oxygen. The storage of RYR powder at

temperatures lower than 30°C under vacuum packaging could enhance retention of monacolin K.²⁶ Therefore, impurities or contaminant labelling, shelf-life, and packaging of RYR have to be managed and declared to produce trusted high quality products for consumers.

Conclusion

RYR, a fermented product of rice by *Monascus* spp., has been used as a food additive. RYR metabolites provide nutritional and pharmacological benefits, such as monacolin K, GABA, and citrinin, etc. Therefore, whole rice and broken rice could serve as sustainable raw material for value-added products through fermentation with *Monascus* molds. However, RYR production has to be completely safe, such as when produced under optimal nutritional and environmental condition to reduce citrinin contamination. The standardization of metabolites should be provided for the quality control.

Acknowledgement

W. Nakbanpote and R. Pratoomchai would like to thank National Metal and Materials Technology Center (MTEC) and Thailand Research Fund (RRI-MAG01/2556) for financial support, and appreciate Dr. Jolyon Dodgson for English proofreading.

References

1. Feng Y, Shao Y, Chen F. *Monascus* pigment. Appl Microbiol Biotechnol 2012;96:1421-1440.
2. Jung H, Kim C, Kim K, Shin CS. Color Characteristics of *Monascus* pigments derived by fermentation with various amino acid. J Agr Food Chem 2003;51:1302-1306.
3. Ram Y, Gordon MD; Tod Cooperman, William Obermeyer, David J, Becker MD. Marked variability of monacolin levels in commercial red yeast rice products. AMA 2010;170(19):1722-1727.
4. Shi YC, Pan TM. Red mold, diabetes, and oxidative stress: a review. Appl Microbiol Biotechnol 2012;94:47-55.
5. Xu B, Jia X, Gu L, Sung C. Review on the qualitative and quantitative analysis of the mycotoxin citrinin.

- Food Contr 2006;17:271-285.
6. Eman Mostafa M, Saad Abbady M. Secondary metabolites and bioactivity of the *Monascus* pigments review article. Global J Biotechnol Biochem Res 2014;9(1):1-13.
 7. Li XM, Shen XH, Duan ZW, Guo SR. Advances on the Pharmacological effects of red yeast rice. Chin J Nat Med 2011;9(3):161-166.
 8. Journoud M, Jones PJH. Red yeast rice: a new hypolipidemic drug. Life Sci 2004;74:2675-2683.
 9. Honikel KO. The use and control of nitrate and nitrite for the processing of meat products. Meat Sci 2008;78:68-76.
 10. Pratoomchai R, Nakbanpote W, Sangdee A. Production of Food Coloring from Broken-milled Rice in Small and Micro Community. Final report of Research and Researcher for Industry (RRi): MAG; 2015.
 11. Carvalho JC de, Pandey A, Oishi BO, Brand D, Rodriguez-Léon JA, Soccol CR. Relation between growth, respirometric analysis and biopigments production from *Monascus* by solid-state fermentation. Biochem Eng J 2006;29:262-269.
 12. Hsu LC, Liang YH, Hsu YW, Kuo YH, Pan TM. Anti-inflammatory properties of yellow and orange pigments from *Monascus purpureus* NTU 568. J Agr Food Chem 2013;61:2796-2802.
 13. Hsu YW, Hsu LC, Chang CL, Liang YH, Kuo YH, Pan TM. New anti-inflammatory and anti-proliferative constituents from fermented red mold rice *Monascus purpureus* NTU 568. Molecules 2010;15:7815-7824.
 14. Zheng YQ, Xin YW, Shi XA, Guo WH. Anti-cancer effect of rubropunctatin against human gastric carcinoma cells BGC-823. Appl Microbiol Biotechnol 2010;88:1169-1177.
 15. Wei Y, Popovich DG. Red azaphilone pigments extracted from red yeast rice induces cellular senescence and reduces viability in HepG2 cells. Biomed Prevent Nutr 2013;3:331-337.
 16. Rosenblitt A, Eduardo A, Javier D, Ricardo PC. Solid substrate fermentation of *Monascus purpureus*: growth, carbon balance, and consistency analysis. Biotechnol Prog 2000;16:152-162.
 17. Zubaidah E, Dewi AP. Effect addition of rice bran on fermentation process to increasing lovastatin and intensity of red pigment Angkak. Adv J Food Sci Technol 2014;6:56-59.
 18. Panda BP, Javed S, Ali M. Optimization of fermentation parameters for higher lovastatin production in red mold rice through Co-culture of *Monascus purpureus* and *Monascus ruber*. Food Bioprocess Tech 2010;3(3):373-378.
 19. Chen F, Hu X. Study on red yeast rice with high concentration of monacolin K and low concentration of citrinin. Int J Food Microbiol 2005;103:331-337.
 20. Sri P, Sophi D, Vienna S, Diah R, Marlia S. Theutilization of solid substrates on *Monascus* fermentation for anticholesterol agent production. Procedia Chem 2014;9:34-39.
 21. Park HJ, Kim IS. Antioxidant activities and anticancer effects of red yeast rice grown in the medium containing garlic. Food Sci Biotechnol 2011;20(20):297-302.
 22. Chairote E, Lumyoung S, Chairote G. Study on cholesterol lowering compounds in red yeast rice prepared from thai glutinous rice. As J Food Ag-Ind 2010;3(02):217-228.
 23. Subsaendee T, Kitpreechavanich V, Yongsmith B. Growth, Glucoamylase, Pigment and Monacolin K production on rice solid culture in flask and Koji chamber using *Monascus* sp. KB9. Chiang Mai J Sci 2014; 41(5.1):1044-1057.
 24. Patthanagul P, Pinthong R, Phianmongkhol A, Tharatha S. (2008) Mevinolin, Citrinin and pigments of adlay angkak fermented by *Monascus* sp. J Food Microbiol 126:20-23.
 25. Chayawat J, Jareonkitmongkol S, Songsasen A, Yongsmi B. Pigments and anti-cholesterol agent production by *Monascus kaoliang* KB9 and its color mutants in rice solid cultures. Kasersart J (Nat Sci) 2009;43:696-702.
 26. Jirasatid S, Nopharatana M, Kitsubun P, Tongta A. Degradation kinetics of monacolin K in red yeast rice powder using multiresapponse modeling approach. J Food Eng 2013;116:436-443.

27. Childress L, Gay A, Zarqar A, Ito MK. Review of red yeast rice content and current food and drug administration oversight. *Clin Lipidol* 2013;7:117-122.
28. Endo A, Kurodo M. Citrinin, an inhibitor of cholesterol synthesis. *J Antibiot (Tokyo)* 1976;29:841-843.
29. Sabater-vilar M, Maas RFM, Fink-Gremmels J. Mutagenicity of commercial *Monascus* fermentation products and the role of citrinin contamination. *Mutation Res* 1999;444:7-16.
30. Liao CD, Chen YC, Lin HY, Chiueh LC, Shih DYC. Incidence of citrinin in red yeast rice and various commercial *Monascus* product in Taiwan from 2009 to 2012. *Food Contr* 2014;38:178-183.
31. Srianta I, Ristiarinin S, Nugerahani I, Sen SK, Zhang BB, Xu GR, et al. Recent research and development of *Monascus* fermentation product. *IFRJ* 2014;21(1):1-12.
32. Official Journal of the European Union (2014) Commission regulation (EU) No 212/2014 of 6 March 2014 amending Regulation (EC) No 1881/2006 as regards maximum levels of the contaminant citrinin in food supplements based on rice fermented with red yeast *Monascus purpureus* L 67/3-4.
33. Rojsuntornkitti K, Jittrepotch N, Kongbangkerd T, Kraboun K. Substitution of nitrite by Chinese red broken rice powder in Thai traditional fermented pork sausage (Nham). *Int Food Res J* 2010;17:153-161.
34. Inkioe S. Use of *Monascus* Pigment (Angkak) as an alternative to nitrate, nitrite in smoked sausage and Chinese sausage. Master's thesis. King Mongkut's institute of technology Ladkrabang, Bangkok, Thailand; 2002
35. Liu R, Xu B. Optimization of extraction conditions of citrinin from red yeast rice by orthogonal design and quantification of citrinin by Hight-performance liquid chromatography. *Food Anal Meth* 2013;6(2):677-682.